

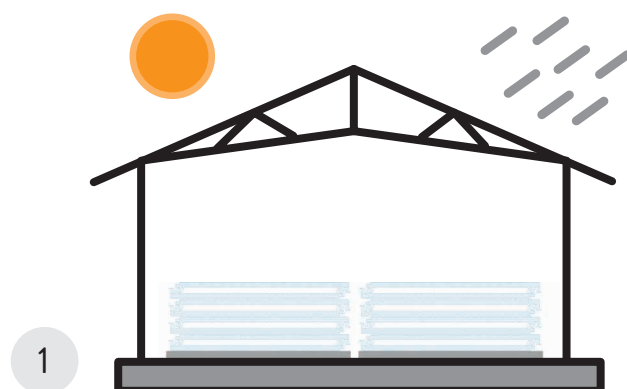


POLYCARBONATE USE AND FITTING

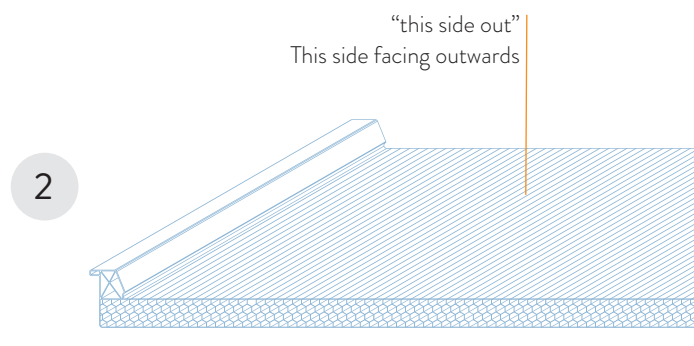
Polycarbonate skylight roofing

STANDARDS FOR THE USE AND FITTING OF POLYCARBONATE

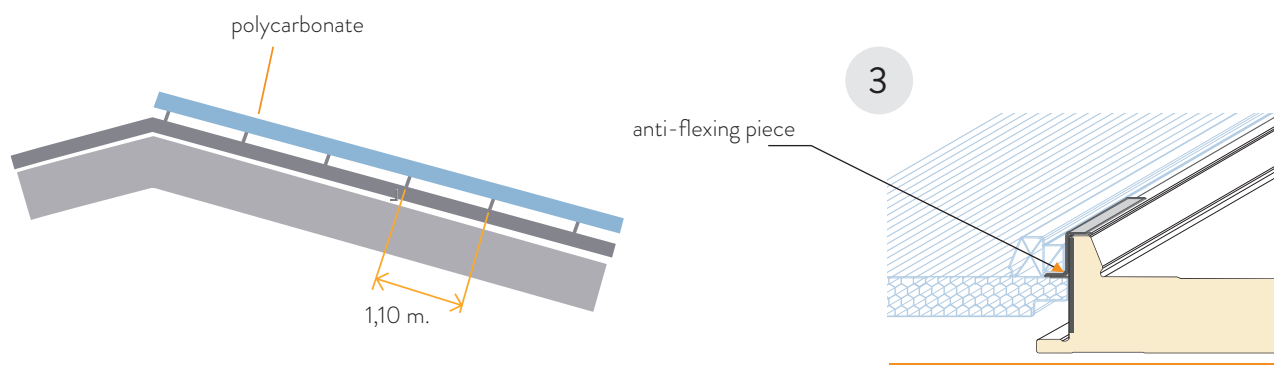
- **Store** the sheets in the shade on a nonabrasive, dry, flat, continuous surface. DO NOT STORE the sheets outdoors, exposed to sun or rain, so that you avoid possible deformation and deterioration of the sheets and sticking of the protective film (**pict.1**).
- **Take care** that the sheets do not come into contact with chemicals that can attack the polycarbonate. AVOID the sheets coming into contact with plasticised PVC roofing, solvent-based cleaning agents, sprays or any substance that can attack polycarbonate.



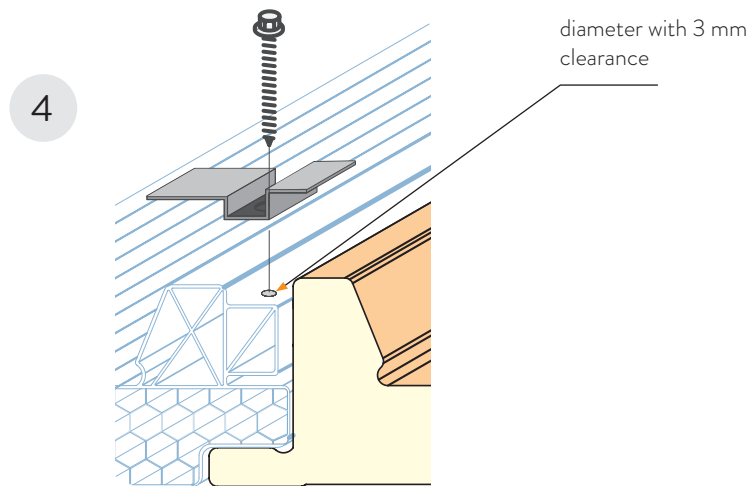
- **Install** the sheets with the side marked «this side out» or «UV protection side» facing towards the sun (**pict.2**).



- **We recommend** that polycarbonate sheets be fitted with a maximum span lengths of 1.100 mm for roofing enclosures; for spans greater than this it is advisable to use anti-flexing parts (**pict.3**). Check with our technical department for the minimum cold bending radii of this material.



- **Drill** the sheets with holes at least 3 mm larger than the screw body. **DO NOT SCREW DOWN** with excessive pressure, to allow movement of the sheet when expanding. **DO NOT** install sheets with induced stresses that can render them brittle or cause microcracks (**pict.4**).



- **Only use** the approved soft washers of EPDM, neoprene or XLPE, compatible with polycarbonate. **NEVER USE P.V.C.** washers.
- **Only use** approved insulation materials such as neutral silicones. **DO NOT USE** incompatible unapproved insulation materials such as polyurethane sealant, polyurethane foam, incompatible silicones etc.
- **Remove** the protective film immediately after installation. **DO NOT** leave the protective film on the sheet after installation. Sunshine will make it adhere to the sheet (**pict.5**).



- **Paint the sheets** (only if unavoidable) exclusively with paints and coating systems approved by the manufacturer. Always consult us first.
- **Clean** the sheets with water and soap (or soft detergent) and a soft sponge. **NEVER CLEAN** sheets with solvents or using brushes that might scratch them.



Polígono Industrial La Cárdena
Camino de Toledo, s/n • 45221 Esquivias / Toledo / Spain
Tfno.: +34 925 519 926
www.magon.es
masterpanel@magon.es

This document is not a safety manual.

The content and recommendations in the catalogue are informative and non-binding.

MASTER PANEL, S.L. reserves the right to modify the content of this document without prior notice.

General Sales Conditions available on our website www.magon.es



Polígono Industrial La Cárdena
Camino de Toledo, s/n • 45221 Esquivias / Toledo / Spain
Tfno.: +34 925 519 926
www.magon.es

MPCI.23.1

